

CELEBRATING EARTH DAY

A1





Timmy and Tammy's Earth Day Adventure

Once upon a time, in a small town, there lived two friends, Timmy and Tammy. Every year, they looked forward to a very special day – Earth Day. This year, they wanted to do something extra special.

On the morning of Earth Day, Timmy and Tammy met at the park. The sun was shining, and the birds were singing. "What should we do today to help our planet?" Tammy asked.

Timmy thought for a moment and then said, "Let's clean up our park and plant some flowers! It will make our park look beautiful and help the bees and butterflies too."


Tammy clapped her hands excitedly. "That's a great idea, Timmy!" They started by picking up litter. They found plastic bottles, paper, and even an old shoe! They put all the rubbish in a big, blue bin. "Recycling is good for the Earth,"

Timmy explained as he sorted the plastic and paper into different bins. Next, they planted flowers. They dug little holes and planted seeds and young plants. They watered the plants gently. "The flowers will grow and make our park colourful," said Tammy.

When they finished, they looked around. The park looked beautiful, and they felt very happy. "We did something good for our Earth," Timmy said with a smile.

"Every little bit helps," Tammy added, "and if everyone does something small, it can make a big difference."

As they left the park, they promised to do something for the Earth every day, not just on Earth Day. And they hoped that others would join them in taking care of our wonderful planet.



CELEBRATING EARTH DAY

Earth Day is a special day celebrated every year on April 22. On this day, people around the world think about our planet and how to take care of it. Everyone, from little children to grown-ups, can help to protect the earth.

Many people plant trees on Earth Day because trees help clean our air.

Some people pick up litter in parks and beaches. Others learn about recycling and saving water. Schools often teach kids how to be good friends to the planet.

On Earth Day, we remember that our planet is beautiful and we must keep it healthy. We can do small things every day to help our earth. Turning off lights when we leave a room and using both sides of the paper are good ways to start.

English Word	Translation
Earth Day	Dzień Ziemi
planet	planeta
protect	chronić
environment	środowisko
trees	drzewa
clean	czyścić
litter	śmieci
recycle	przetwarzać
save	oszczędzać
water	woda

Reading Comprehension Quiz

1. When is Earth Day celebrated?

2. What do people do on Earth Day?

3. Why do people plant trees on Earth Day?

4. What can children learn about in school on Earth Day?

5. Name two simple things we can do to help the planet.



Fill-the-Gaps Activity

Complete the gaps with words from the vocabulary list.


1. We celebrate E_____ Day on April 22.
2. Trees help c_____ our air.
3. Picking up l_____ helps our parks and beaches stay beautiful.
4. We should r_____ paper and plastics.
5. To s_____ water, turn off the tap while brushing your teeth.








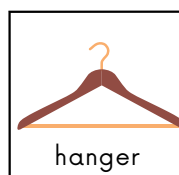

EARTH DAY SORTING

Decide if each picture below should be recycled or thrown in the garbage.
Cut each picture out and glue it into the correct box.

RECYCLING



GARBAGE



Fun Dialogue

Alex: I love Earth Day because we plant trees!

Jamie: Trees are boring. Why not have a video game day instead?

Alex: Trees help us breathe! Without trees, we couldn't play outside.

Jamie: Hmm, I never thought about it that way. Maybe trees aren't so boring after all!

Comprehension Quiz on Dialogue

1. What does Alex like about Earth Day?

2. What does Jamie initially think about trees?

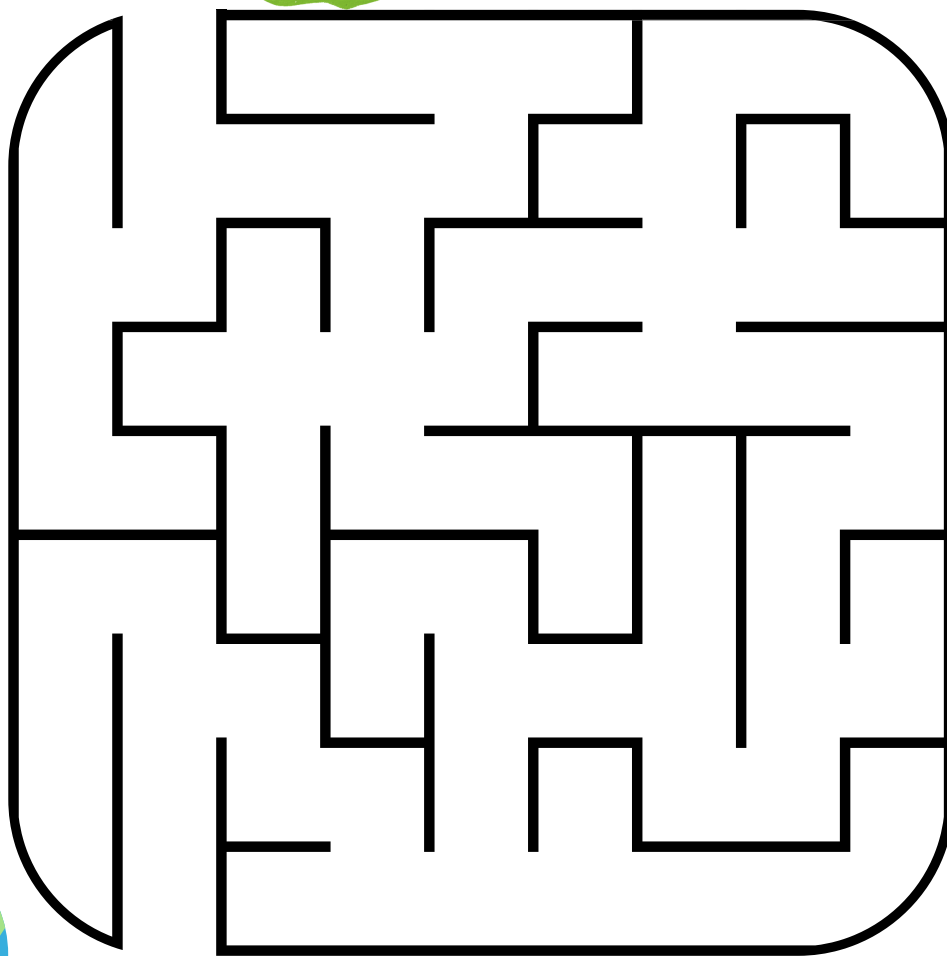


EARTH DAY

MAZE PUZZLE



Can you help the ladybug reach the flower safely?



FIND THE WORDS

EARTH DAY

Write the words under the pictures.

recycle

organic waste

plastic bag

plastic bottle



ORGANIC WASTE

Look at the pictures and write the words in the correct place

Compost bin

Banana peel

Broccoli scrap

Composter

Bread scrap

Apple core

Tomato scrap

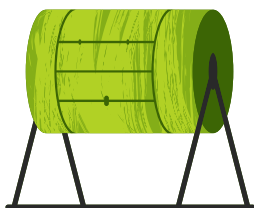
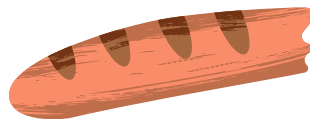




Fish bone

Compost pile

Carrot scrap

Vegetable peel

Eggshell



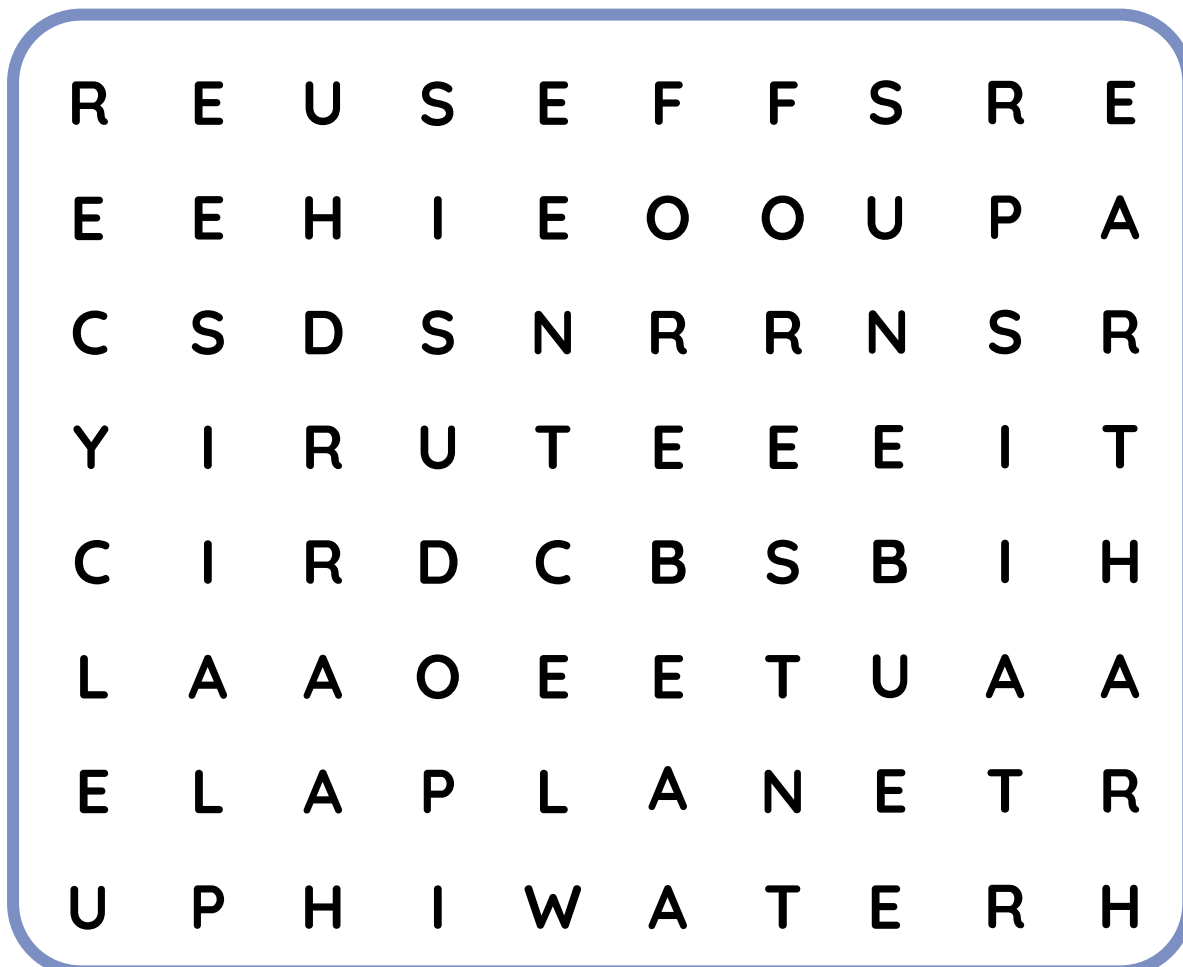
SORT AND RECYCLE

Draw a line from the object to the correct recycle bin.



EARTH DAY WORD SEARCH

Find the hidden words. Words can be found across and down.



EARTH

RECYCLE

PLANET

REUSE

SUN

REDUCE

FOREST

WATER

Answer Key

Reading Comprehension Quiz Answers:

1. April 22
2. Plant trees, pick up litter, learn about recycling
3. Because trees help clean our air
4. How to protect the environment
5. Turn off lights, use both sides of paper

Fill-the-Gaps Answers:

1. Earth
2. clean
3. litter
4. recycle
5. save

Comprehension Quiz on Dialogue Answers:

1. Planting trees
2. They are boring



Dziękujemy!

Dziękujemy Ci za zakup naszych materiałów!
Mamy nadzieję, że będą one dla Ciebie i Twoich uczniów źródłem inspiracji oraz cennym narzędziem w nauce języka angielskiego .

Dołącz też do nas tutaj:

Facebook: Językowe inspiracje. Materiały do nauki angielskiego i hiszpańskiego



Wymieniaj się doświadczeniami i czerp inspiracje od innych pasjonatów języków.

Instagram: @jezykowe_inspiracje_

Czekamy na Ciebie w naszych społecznościach!